




CHAPTER 1 BASIC SHAPES AND FORMS



BIBLE MEMORY VERSES

1 Corinthians 10:31

“So whether you eat or whatever you do, do it all for the glory of God.”

* Whatever we do, (including cartooning) should be done for the glory of God!

Philippians 4:8

“Finally, brothers, whatever is true, whatever is noble, whatever is right, whatever is pure, whatever is lovely, whatever is admirable, if anything is excellent or praiseworthy think about such things.” (Emphasis added).

True & Right ----- Cartoons are a powerful tool - we do not want to lie.
Pure & Lovely ----- No impure drawings or coarse joking.
Noble & Admirable ----- Our cartoons should be fit for the King - Jesus!
Excellent ----- We want to cartoon to the best of our ability!
Praiseworthy - Whatever we do, we want to do it for God’s glory and give all praise to Him. Without Him we would not be able to do anything!



WHATEVER WE DO,
(INCLUDING
CARTOONING)
SHOULD BE DONE
FOR THE GLORY OF
GOD!

VARIOUS USES FOR CARTOONING

CAN YOU COME UP WITH SOME OF YOUR OWN?

- Comic Strips
- Book Illustration
- Web Pages
- Mascots
- Comic Books
- Advertising
- T-shirts
- Tracts
- Political Satire
- Greeting Cards
- Interior Decorating
- Statues
- Animation
- Magazines
- Signs

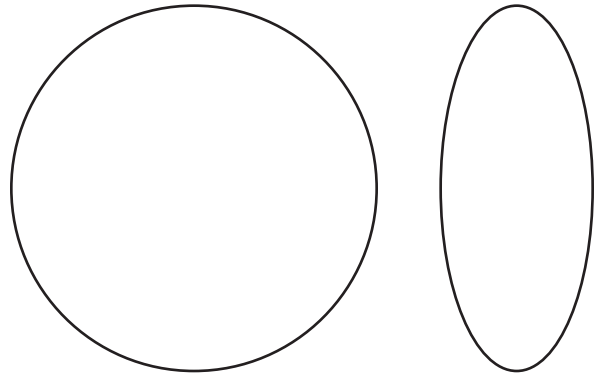


THE CARTOON
MASCOT AND LOGO
ON THE LEFT,
I DESIGNED FOR A
UTILITY COMPANY


3 BASIC SHAPES

THE PENCIL SHOULD BECOME SECOND NATURE TO YOU, LIKE IT IS AN EXTENSION OF YOUR HAND.

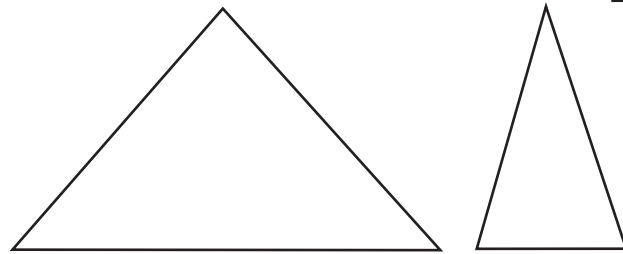
CIRCLE (INCLUDING OVALS)



SQUARES (INCLUDING RECTANGLES)




TRIANGLES



DRAWING SHAPES AND BASIC FORMS IS LIKE PLAYING SCALES FOR MUSICIANS OR PUMPING WEIGHTS FOR ATHLETES. IT'S TIRING, BUT IT PAYS!

ASSIGNMENT #1

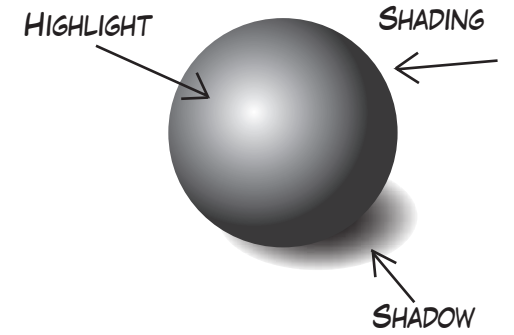
SHAPES EXERCISE



You may think this is primary, but with anything you want to become good at, musical instruments, sports, acting, etc... you need to learn the fundamentals and basics. To be a good cartoonist you will want your pencil to become second nature to you, like it is a part of your hand. Practice drawing circles (including ovals), squares (including rectangles), and triangles. You will learn how hard it is to draw a round circle very fast!

4 BASIC FORMS

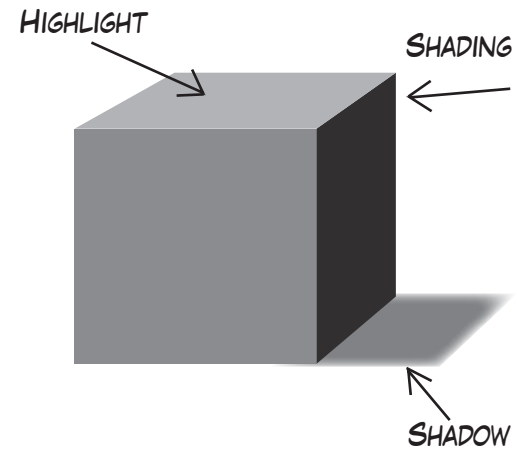
1.



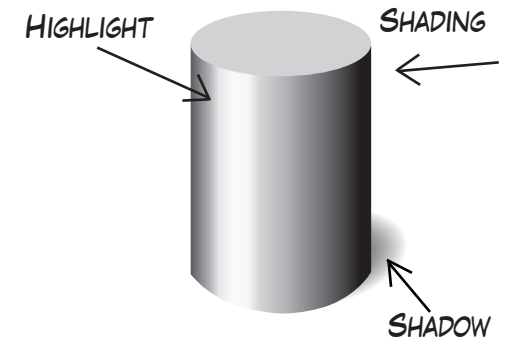
SPHERE

TAKE SOME DRAWING PENCILS AND DRAW THIS SPHERE. WORK ON SHADING, LIGHTING, AND THE SHADOW. TURN A CIRCLE INTO A 3D-SHAPE JUST BY SHADING!

4 BASIC FORMS



4 BASIC FORMS




2.



CUBE

TAKE SOME DRAWING PENCILS AND DRAW THIS CUBE. WORK ON SHADING, LIGHTING, AND THE SHADOW. TURN A SQUARE INTO A 3D-SHAPE JUST BY SHADING!

3.



CYLINDER

TAKE SOME DRAWING PENCILS AND DRAW THIS CYLINDER. WORK ON SHADING, LIGHTING, AND THE SHADOW. TURN A CYLINDER INTO A 3D-SHAPE JUST BY SHADING!

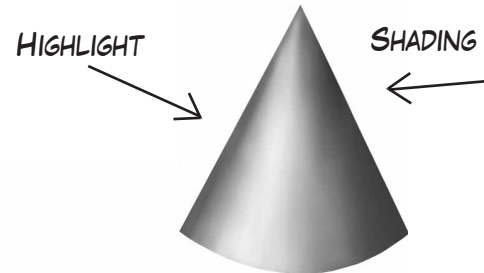
4 BASIC FORMS

4.



CONE

TAKE SOME DRAWING PENCILS AND DRAW THIS CONE. WORK ON SHADING, LIGHTING... TURN A TRIANGULAR SHAPE INTO A 3D-SHAPE JUST BY SHADING!



ASSIGNMENT #2 SPOT THE FORMS

Find pictures in magazines and books and make copies of them. (Don't draw on books.) Take a red pen and draw over the basic forms found in the copy of the picture. Hint: if you have a hard time spotting the forms, turn the picture upside down. This helps you concentrate on the forms rather than the picture. Another helpful trick to spot forms in a picture is to make a viewer. Cut a small square in a piece of paper to look through and use this to view forms. This helps you to ignore the rest of the picture while you spot out shapes.



LEFT) PICTURE OF ME PRESENTING A CARICATURE TO THE GOVERNOR OF MN, TIM PAWLENTY. RIGHT) DRAWING OVER THE PICTURE TO FIND THE BASIC FORMS. TRAIN YOUR EYE TO LOOK AT THINGS IN THEIR BASIC FORMS. THIS WILL HELP TREMENDOUSLY WHEN DRAWING.




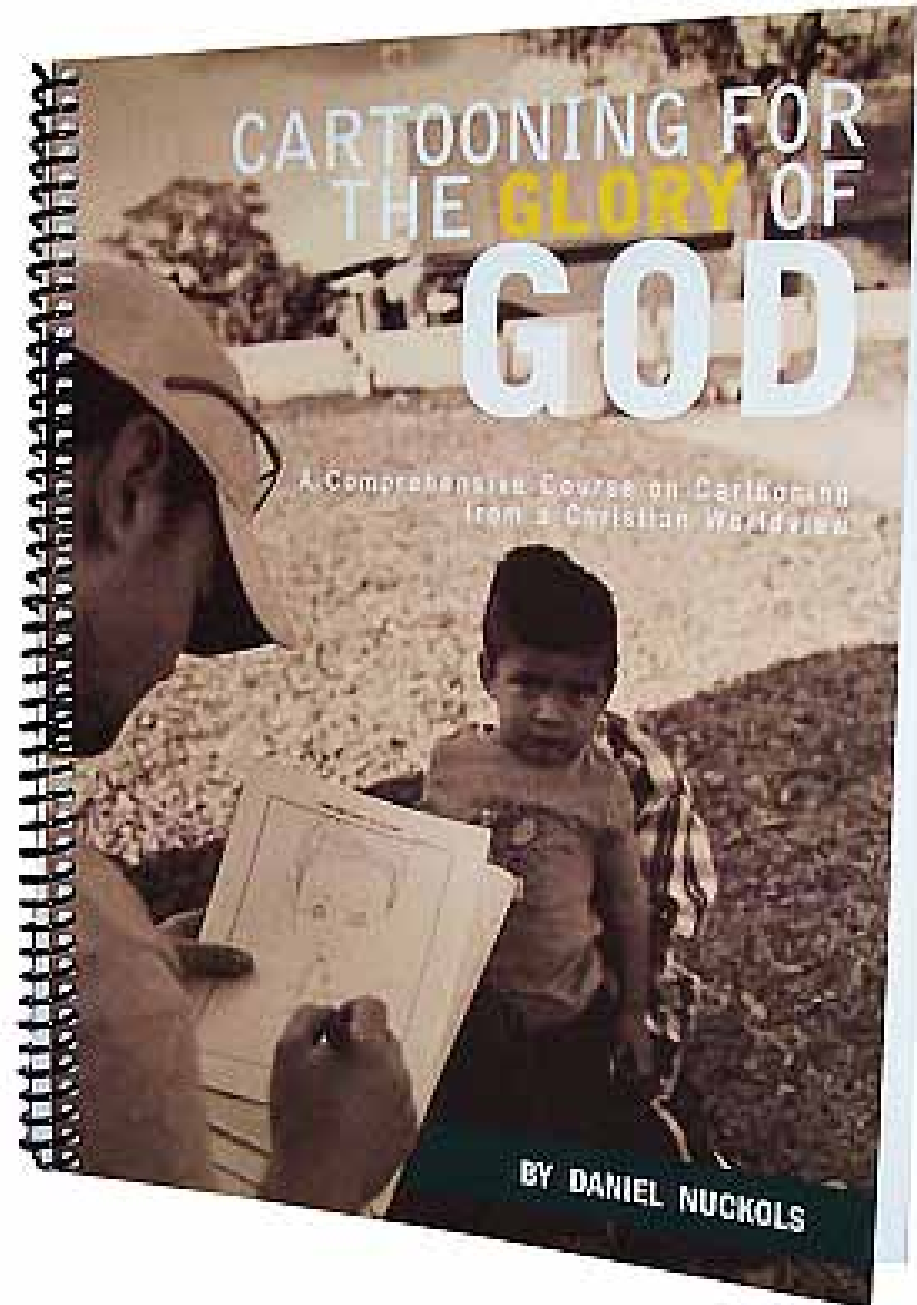
ASSIGNMENT #3 CONTOUR DRAWING

Draw people, nature, and things the contour way! This exercise helps train you to concentrate more on the subject than on your piece of paper. Here is how you do it... you cannot look at the piece of paper and cannot lift your pen while drawing. It's a challenge!

ASSIGNMENT #4 SQUIGGLE GAME

Draw a squiggle. Let someone turn that squiggle into a picture by making a few alterations to the squiggle. This game is a great creative exercise to help you find the basic shapes, even in squiggles.





CLICK [HERE](#) TO BUY!

141 Pages, Spiral Bound.

DANSPULPIT.COM

